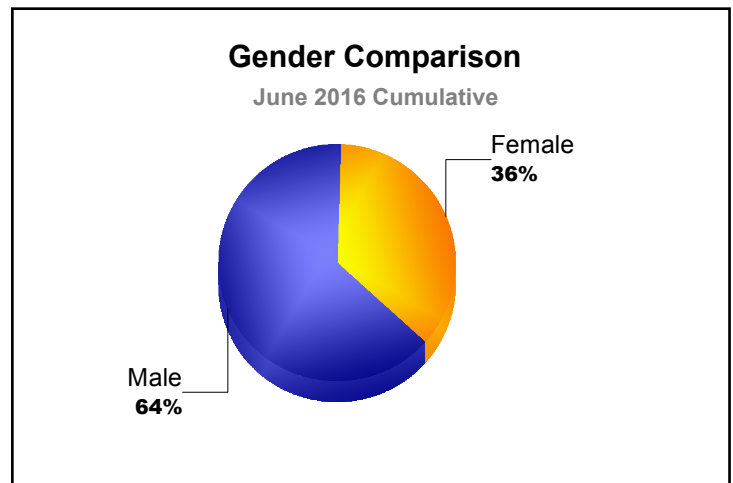
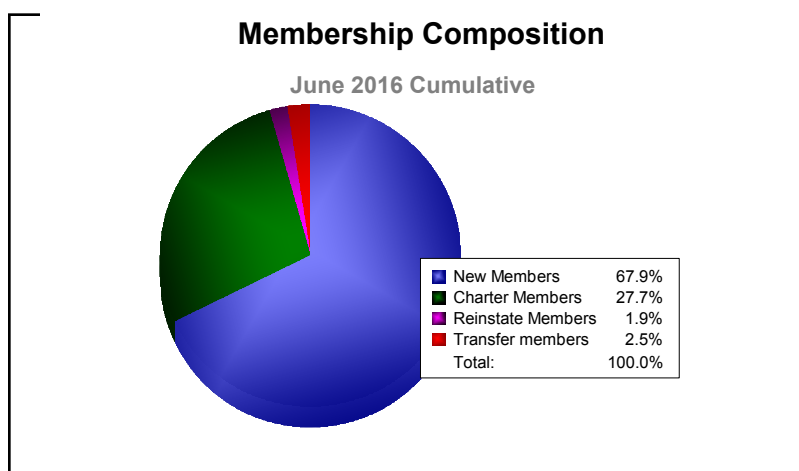
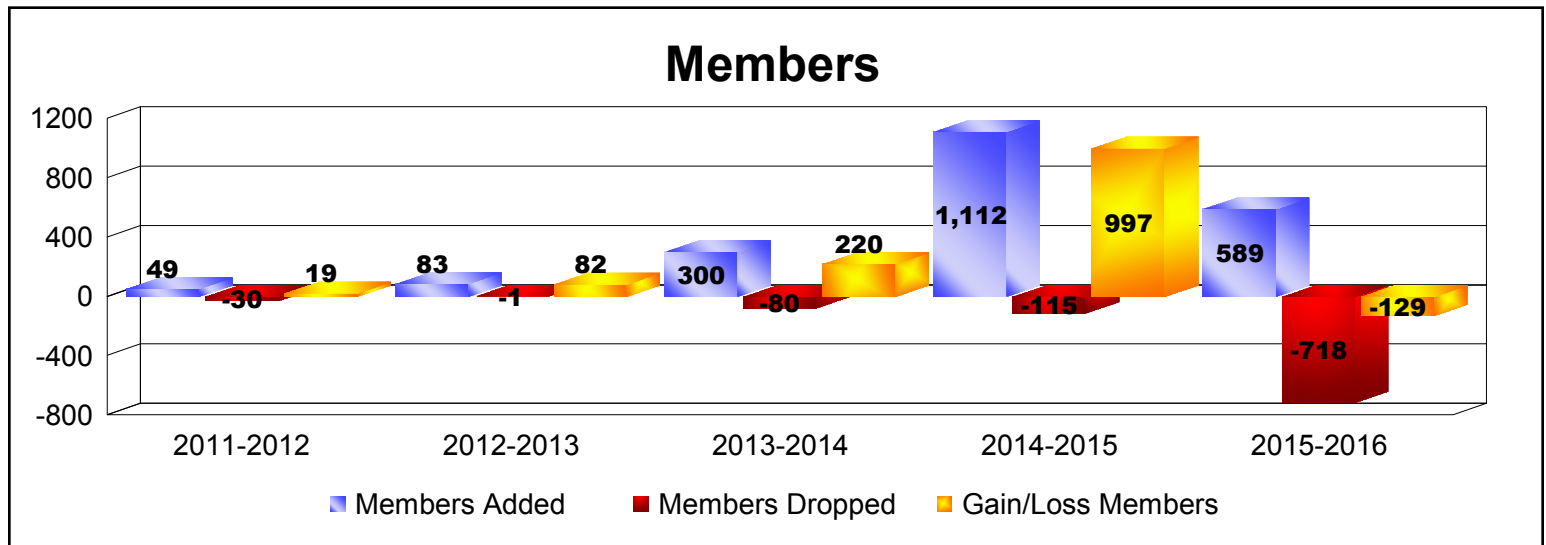
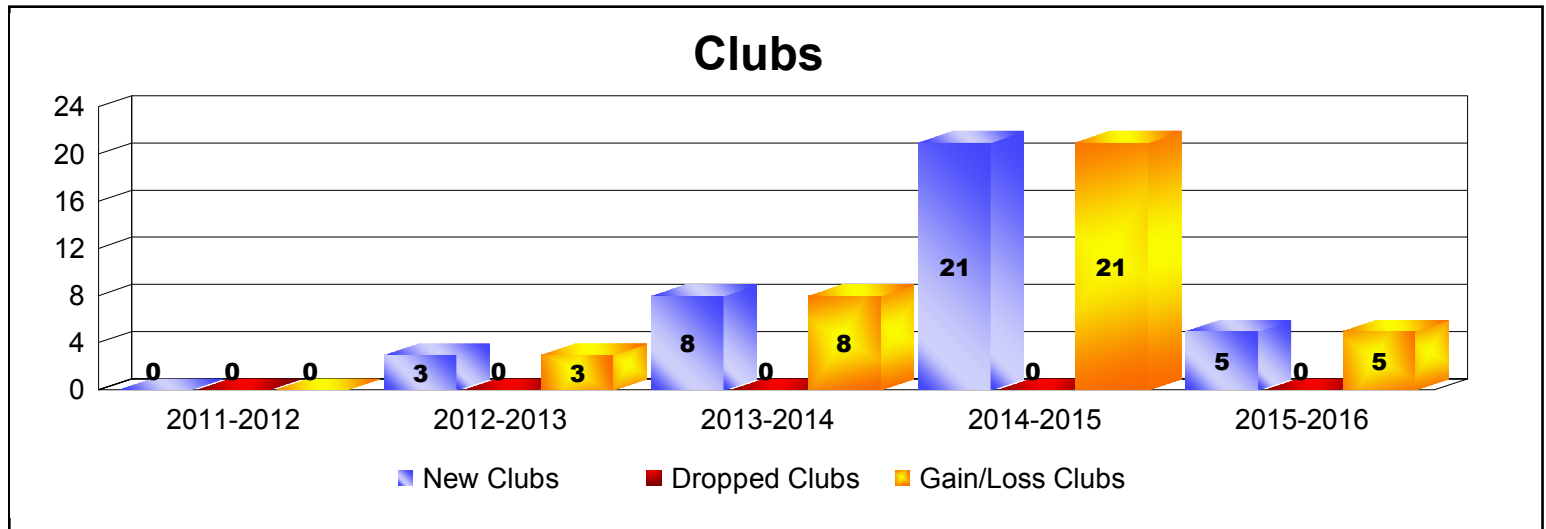


Year	New Clubs	Dropped Clubs	Gain/ Loss Clubs	New Members	Charter Members	Reinstate Members	Transfer Members	Total Member Added	Total Members Dropped	Gain/ Loss Members
2011-2012	0	0	0	19	0	30	0	49	-30	19
2012-2013	3	0	3	0	83	0	0	83	-1	82
2013-2014	8	0	8	100	197	2	1	300	-80	220
2014-2015	21	0	21	399	705	5	3	1112	-115	997
2015-2016	5	0	5	400	163	11	15	589	-718	-129
Average	7	0	7	184	230	10	4	427	-189	238



Year	New Clubs	Dropped Clubs	Gain/ Loss Clubs	New Members	Charter Members	Reinstate Members	Transfer Members	Total Member Added	Total Members Dropped	Gain/ Loss Members
2011-2012	0	-12	-12	71	0	65	4	140	-325	-185
2012-2013	4	-3	1	46	108	107	13	274	-99	175
2013-2014	1	-11	-10	14	20	0	0	34	-294	-260
2014-2015	2	-1	1	19	50	0	0	69	-38	31
2015-2016	0	-3	-3	0	0	0	0	0	-76	-76
Average	1	-6	-5	30	36	34	3	103	-166	-63

